



# 6-Pin DIP Optoisolators

## Logic Output

The MOC5007, MOC5008 and MOC5009 have a gallium arsenide IRED optically coupled to a high-speed integrated detector with Schmitt trigger output. Ideal for applications requiring electrical isolation, fast response time, noise immunity and digital logic compatibility.

- Guaranteed Switching Times —  $t_{on}$ ,  $t_{off}$  4 <  $\mu$ s
- Built-In ON/OFF Threshold Hysteresis
- High Data Rate, 1 MHz Typical (NRZ)
- Wide Supply Voltage Capability
- Microprocessor Compatible Drive
- **To order devices that are tested and marked per VDE 0884 requirements, the suffix "V" must be included at end of part number. VDE 0884 is a test option.**

### Applications

- Interfacing Computer Terminals to Peripheral Equipment
- Digital Control of Power Supplies
- Line Receiver — Eliminates Noise
- Digital Control of Motors and Other Servo Machine Applications
- Logic to Logic Isolator
- Logic Level Shifter — Couples TTL to CMOS

### MAXIMUM RATINGS ( $T_A = 25^\circ\text{C}$ unless otherwise noted)

Rating	Symbol	Value	Unit
--------	--------	-------	------

#### INPUT LED

Reverse Voltage	$V_R$	6	Volts
Forward Current — Continuous	$I_F$	60	mA
Peak		1.2	Amp
Pulse Width = 300 $\mu$ s, 2% Duty Cycle			
LED Power Dissipation @ $T_A = 25^\circ\text{C}$	$P_D$	120	mW
Derate above $25^\circ\text{C}$		1.41	mW/ $^\circ\text{C}$

#### OUTPUT DETECTOR

Output Voltage Range	$V_O$	0–16	Volts
Supply Voltage Range	$V_{CC}$	3–16	Volts
Output Current	$I_O$	50	mA
Detector Power Dissipation @ $T_A = 25^\circ\text{C}$	$P_D$	150	mW
Derate above $25^\circ\text{C}$		1.76	mW/ $^\circ\text{C}$

#### TOTAL DEVICE

Total Device Power Dissipation @ $T_A = 25^\circ\text{C}$	$P_D$	250	mW
Derate above $25^\circ\text{C}$		2.94	mW/ $^\circ\text{C}$
Maximum Operating Temperature <sup>(2)</sup>	$T_A$	–40 to +85	$^\circ\text{C}$
Storage Temperature Range <sup>(2)</sup>	$T_{stg}$	–55 to +150	$^\circ\text{C}$
Soldering Temperature (10 s)	$T_L$	260	$^\circ\text{C}$
Isolation Surge Voltage <sup>(1)</sup> (Peak ac Voltage, 60 Hz, 1 Second Duration)	$V_{ISO}$	7500	Vac(pk)

1. Isolation surge voltage is an internal device dielectric breakdown rating.  
For this test, Pins 1 and 2 are common, and Pins 4, 5 and 6 are common.
  2. Refer to Quality and Reliability Section in Opto Data Book for information on test conditions.
- Preferred devices are Motorola recommended choices for future use and best overall value.  
GlobalOptoisolator is a trademark of Motorola, Inc.

**MOC5007\***

[IF(on) = 1.6 mA Max]

**MOC5008**

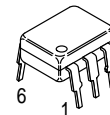
[IF(on) = 4 mA Max]

**MOC5009**

[IF(on) = 10 mA Max]

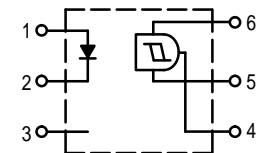
\*Motorola Preferred Device

### STYLE 5 PLASTIC



STANDARD THRU HOLE  
CASE 730A-04

### SCHEMATIC



- PIN 1. ANODE
- 2. CATHODE
- 3. NC
- 4. OPEN COLLECTOR OUTPUT
- 5. GROUND
- 6. VCC

# MOC5007 MOC5008 MOC5009

ELECTRICAL CHARACTERISTICS ( $T_A = 25^\circ\text{C}$  unless otherwise noted)<sup>(1)</sup>

Characteristic	Symbol	Min	Typ <sup>1)</sup>	Max	Unit	
<b>INPUT LED</b>						
Reverse Leakage Current ( $V_R = 3\text{ V}$ , $R_L = 1\text{ M}\Omega$ )	$I_R$	—	0.05	10	$\mu\text{A}$	
Forward Voltage ( $I_F = 10\text{ mA}$ ) ( $I_F = 0.3\text{ mA}$ )	$V_F$	— 0.75	1.2 0.95	1.5 —	Volts	
Capacitance ( $V_R = 0\text{ V}$ , $f = 1\text{ MHz}$ )	$C$	—	18	—	$\text{pF}$	
<b>OUTPUT DETECTOR</b>						
Operating Voltage	$V_{CC}$	3	—	15	Volts	
Supply Current ( $I_F = 0$ , $V_{CC} = 5\text{ V}$ )	$I_{CC(\text{off})}$	—	1	5	$\text{mA}$	
Output Current, High ( $I_F = 0$ , $V_{CC} = V_O = 15\text{ V}$ )	$I_{OH}$	—	—	100	$\mu\text{A}$	
<b>COUPLED</b>						
Supply Current ( $I_F = I_{F(\text{on})}$ , $V_{CC} = 5\text{ V}$ )	$I_{CC(\text{on})}$	—	1.6	5	$\text{mA}$	
Output Voltage, Low ( $R_L = 270\ \Omega$ , $V_{CC} = 5\text{ V}$ , $I_F = I_{F(\text{on})}$ )	$V_{OL}$	—	0.2	0.4	Volts	
Threshold Current, ON ( $R_L = 270\ \Omega$ , $V_{CC} = 5\text{ V}$ )	$I_{F(\text{on})}$	—	1.2	1.6	$\text{mA}$	
	MOC5007	—	—	4		
	MOC5008	—	—	10		
	MOC5009	—	—	—		
Threshold Current, OFF ( $R_L = 270\ \Omega$ , $V_{CC} = 5\text{ V}$ )	$I_{F(\text{off})}$	0.3	0.75	—	$\text{mA}$	
	MOC5007	0.3	—	—		
	MOC5008, 5009	—	—	—		
Hysteresis Ratio ( $R_L = 270\ \Omega$ , $V_{CC} = 5\text{ V}$ )	$\frac{I_{F(\text{off})}}{I_{F(\text{on})}}$	0.5	0.75	0.9		
Isolation Voltage <sup>(2)</sup> 60 Hz, AC Peak, 1 second, $T_A = 25^\circ\text{C}$	$V_{ISO}$	7500	—	—	$\text{Vac(pk)}$	
Turn-On Time	$R_L = 270\ \Omega$ <sup>(3)</sup> $V_{CC} = 5\text{ V}$ , $I_F = I_{F(\text{on})}$ $T_A = 25^\circ\text{C}$	$t_{on}$	—	1.2	4	$\mu\text{s}$
Fall Time		$t_f$	—	0.1	—	
Turn-Off Time		$t_{off}$	—	1.2	4	
Rise Time		$t_r$	—	0.1	—	

1. Always design to the specified minimum/maximum electrical limits (where applicable).
2. For this test, IRED Pins 1 and 2 are common and Output Gate Pins 4, 5, 6 are common.
3.  $R_L$  value effect on switching time is negligible.

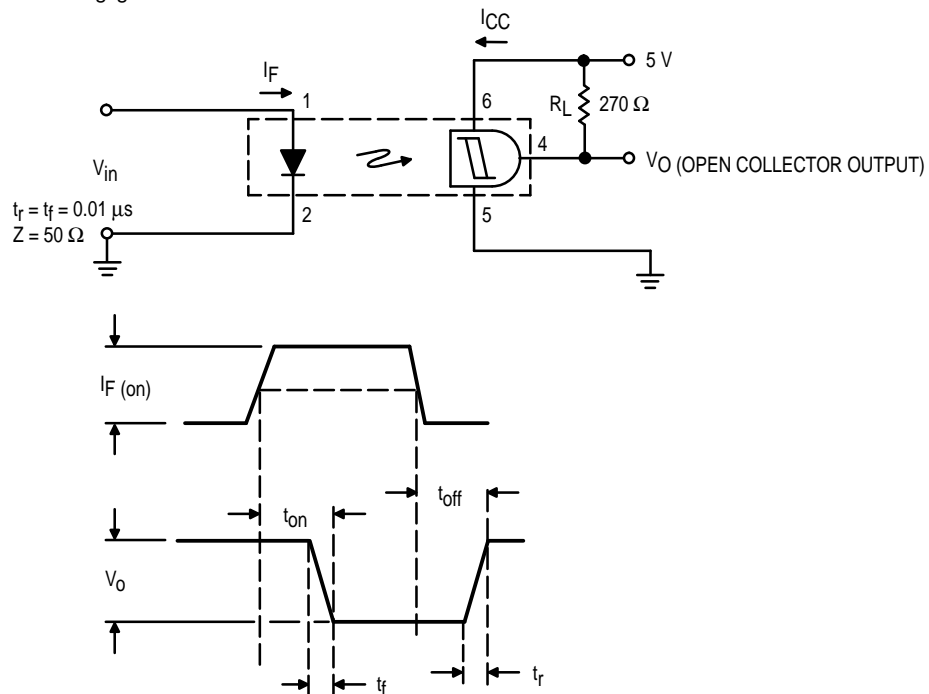


Figure 1. Switching Test Circuit

TYPICAL CHARACTERISTICS

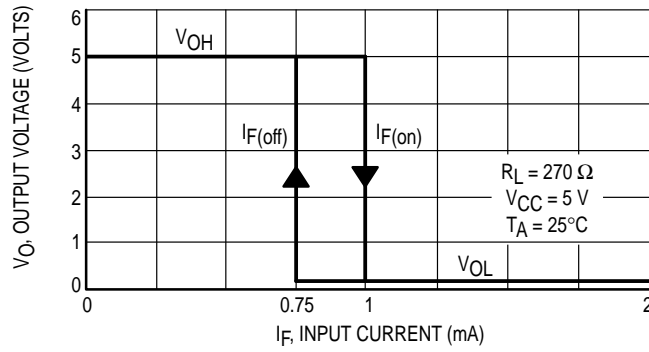


Figure 2. Transfer Characteristics for MOC5007

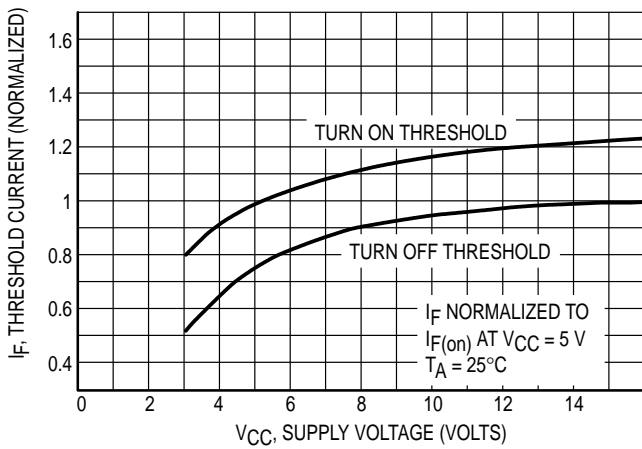


Figure 3. Threshold Current versus Supply Voltage

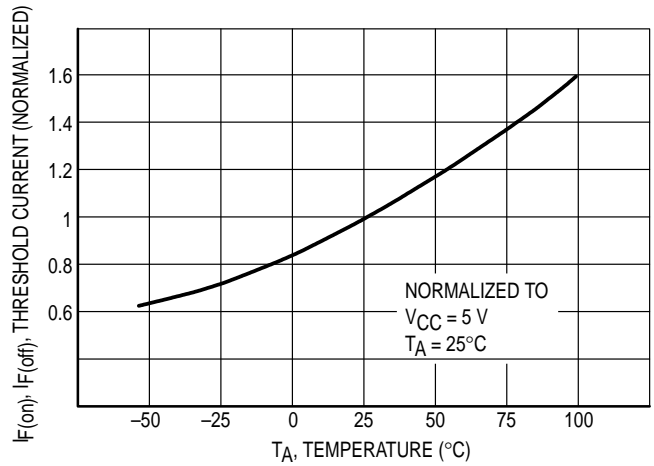


Figure 4. Threshold Current versus Temperature

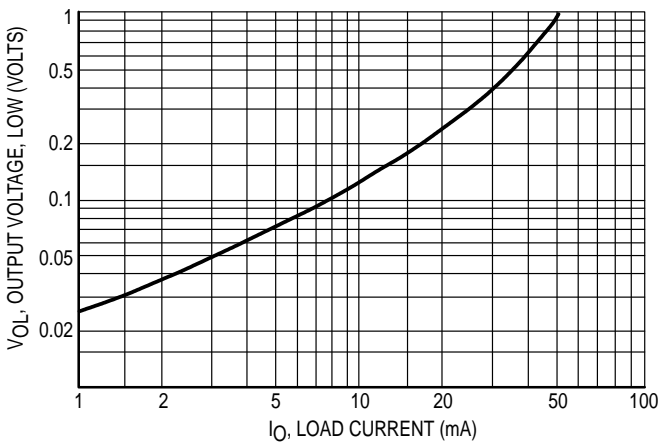


Figure 5. Output Voltage, Low versus Load Current

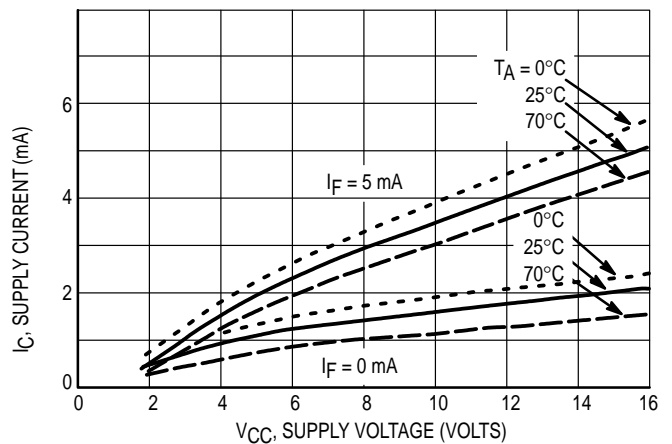
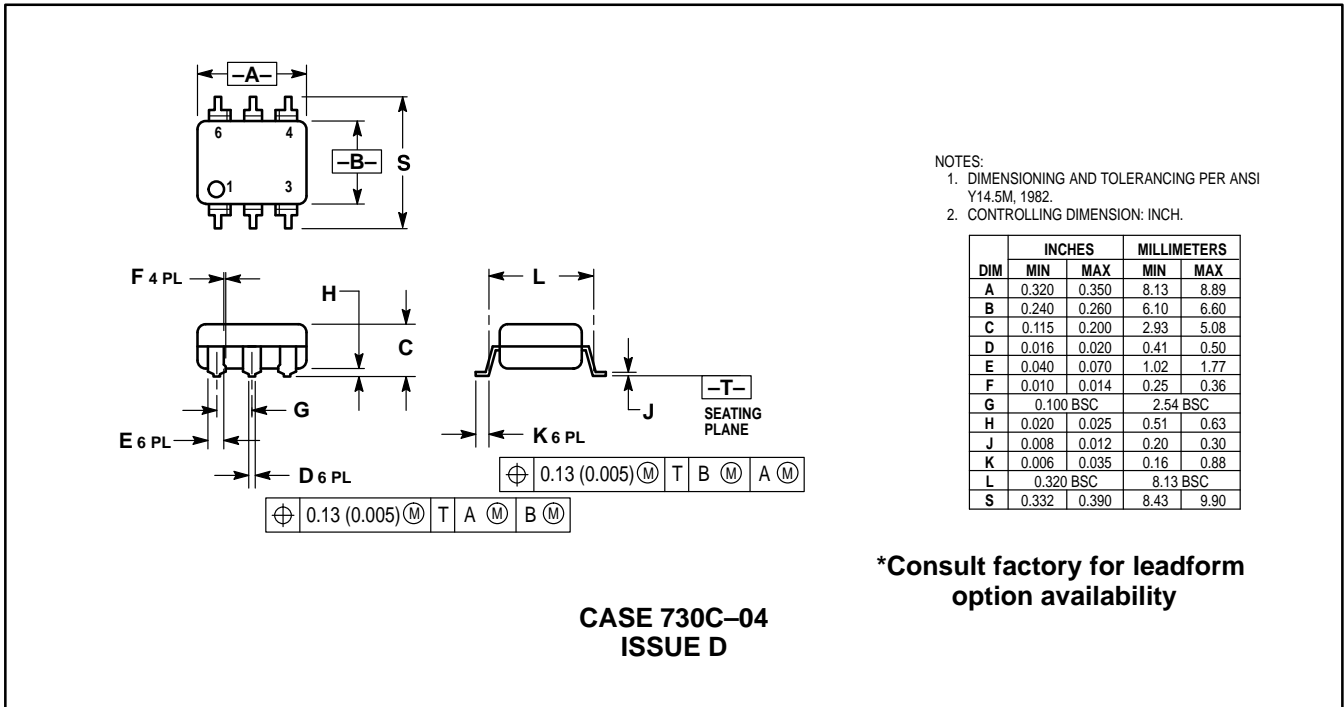
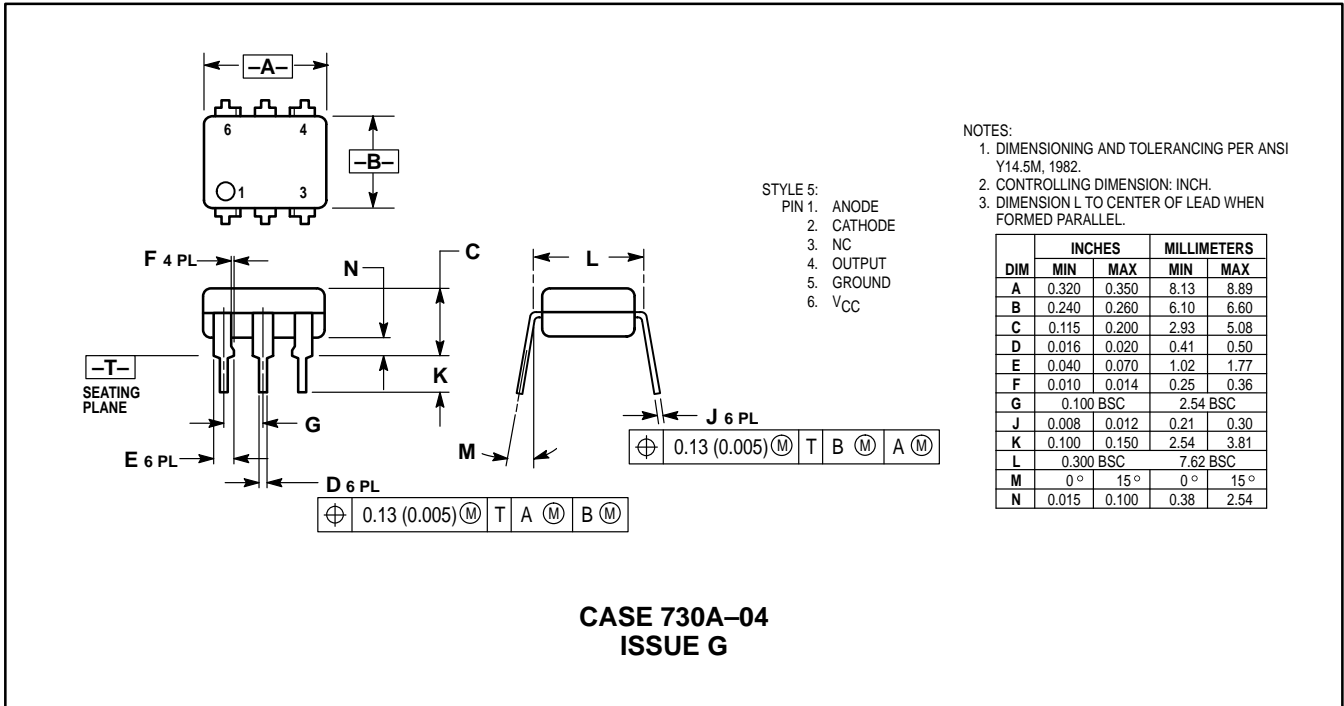
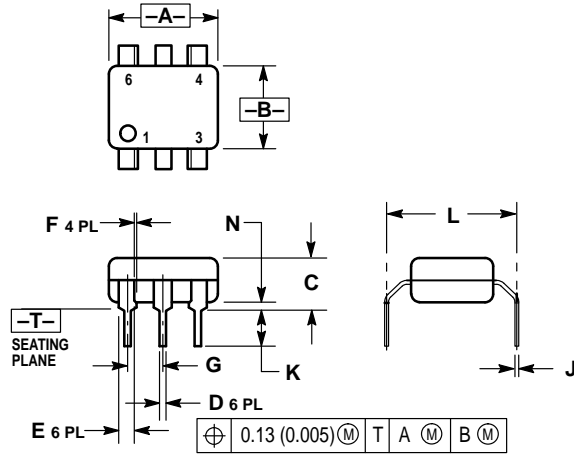


Figure 6. Supply Current versus Supply Voltage

# MOC5007 MOC5008 MOC5009

## PACKAGE DIMENSIONS






- NOTES:
1. DIMENSIONING AND TOLERANCING PER ANSI Y14.5M, 1982.
  2. CONTROLLING DIMENSION: INCH.
  3. DIMENSION L TO CENTER OF LEAD WHEN FORMED PARALLEL.

DIM	INCHES		MILLIMETERS	
	MIN	MAX	MIN	MAX
A	0.320	0.350	8.13	8.89
B	0.240	0.260	6.10	6.60
C	0.115	0.200	2.93	5.08
D	0.016	0.020	0.41	0.50
E	0.040	0.070	1.02	1.77
F	0.010	0.014	0.25	0.36
G	0.100 BSC		2.54 BSC	
J	0.008	0.012	0.21	0.30
K	0.100	0.150	2.54	3.81
L	0.400	0.425	10.16	10.80
N	0.015	0.040	0.38	1.02

**\*Consult factory for leadform option availability**

**CASE 730D-05  
ISSUE D**

# MOC5007 MOC5008 MOC5009

Motorola reserves the right to make changes without further notice to any products herein. Motorola makes no warranty, representation or guarantee regarding the suitability of its products for any particular purpose, nor does Motorola assume any liability arising out of the application or use of any product or circuit, and specifically disclaims any and all liability, including without limitation consequential or incidental damages. "Typical" parameters can and do vary in different applications. All operating parameters, including "Typicals" must be validated for each customer application by customer's technical experts. Motorola does not convey any license under its patent rights nor the rights of others. Motorola products are not designed, intended, or authorized for use as components in systems intended for surgical implant into the body, or other applications intended to support or sustain life, or for any other application in which the failure of the Motorola product could create a situation where personal injury or death may occur. Should Buyer purchase or use Motorola products for any such unintended or unauthorized application, Buyer shall indemnify and hold Motorola and its officers, employees, subsidiaries, affiliates, and distributors harmless against all claims, costs, damages, and expenses, and reasonable attorney fees arising out of, directly or indirectly, any claim of personal injury or death associated with such unintended or unauthorized use, even if such claim alleges that Motorola was negligent regarding the design or manufacture of the part. Motorola and  are registered trademarks of Motorola, Inc. Motorola, Inc. is an Equal Opportunity/Affirmative Action Employer.

#### How to reach us:

**USA / EUROPE:** Motorola Literature Distribution;  
P.O. Box 20912; Phoenix, Arizona 85036. 1-800-441-2447

**JAPAN:** Nippon Motorola Ltd.; Tatsumi-SPD-JLDC, Toshikatsu Otsuki,  
6F Seibu-Butsuryu-Center, 3-14-2 Tatsumi Koto-Ku, Tokyo 135, Japan. 03-3521-8315

**MFAX:** RMFAX0@email.sps.mot.com – TOUCHTONE (602) 244-6609  
**INTERNET:** <http://Design-NET.com>

**HONG KONG:** Motorola Semiconductors H.K. Ltd.; 8B Tai Ping Industrial Park,  
51 Ting Kok Road, Tai Po, N.T., Hong Kong. 852-26629298



◇ CODELINE TO BE PLACED HERE

MOC5007/D

